

FEATURES:

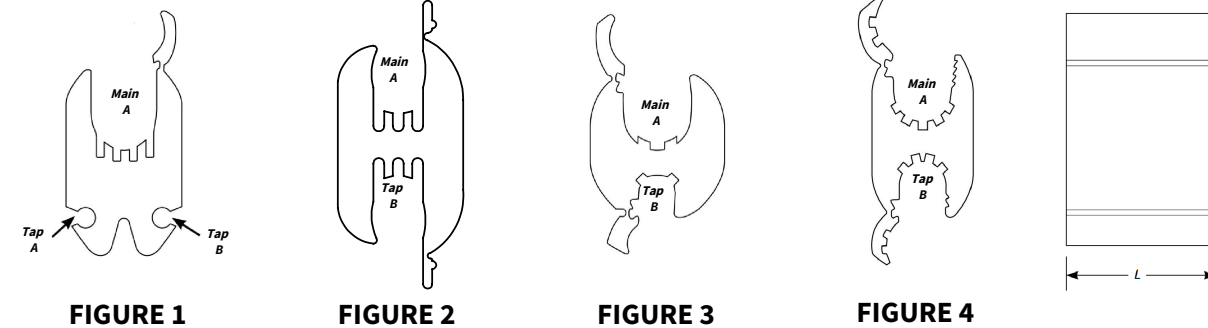
- FOR COMBINATIONS OF ALUMINUM AND ALUMINUM-COPPER CONDUCTORS.
- STANDARD COMPRESSION TOOLS AND DIES INSTALL ALL SIZES.
- FORMABLE RIBS PROVIDED BROADER CONTACT AREA.
- FOLD-IN TABS PROVIDED POSITIVE TAB INTERLOCK AS TOOL CLOSES.
- MADE FROM HIGH STRENGTH ALUMINUM ALLOY.
- ALL CONNECTORS ARE REVERSIBLE.
- VOLTAGE: 600V.



PROGRAM:	SOLIDWORKS
UPDATED:	11/2023
SALES REV:	A
SIZE:	B (11x17)

Dual Rated-Wide Range Tap Connectors WRD-Series

CAT.NO	FIGURE	CONDUCTOR RANGE										INSTALLATION INFO				
		STANDARD CONDUCTOR						COMPACT CONDUCTOR				CONN.LENGTH (L)	DIE	# OF CRIMPS		
		A GROOVE (MAIN)			B GROOVE (TAP)			A GROOVE (MAIN)		B GROOVE (TAP)				MECHANICAL TOOL	HYDRAULIC TOOL	
ACSR	STR	SOL	ACSR	STR	SOL	ACSR	STR	ACSR	STR	ACSR	STR					
WRD159	4	-	1	-	-	1	-	1	1	1	1	1	1 7/16	0	4	2
		2	2	2	2	2	2	2	2	2	2	2				
		3	3	3	3	3	3	3	3	3	3	3				
		4	4	4	4	4	4	4	4	4	4	4				
		6	6	6	6	6	6	6	6	6	6	6				
WRD189	4	-	-	3/0	-	-	1/0	-	-	-	-	1 11/16	0	5	2	
		1/0	2/0	1/0	2	2	1/0	2/0	2/0	2	2					2
		1	1	1	3	3	3	1	1	3	3					3
		2	2	-	4	4	4	2	2	4	4					4
		3	-	-	6	6	6	-	-	6	6					6
WRD279	4	-	-	4/0	-	3/0	3/0	-	-	-	-	1 13/16	D	5	2	
		2/0	3/0	3/0	2/0	2/0	2/0	3/0	3/0	3/0	3/0					
		1/0	2/0	2/0	1/0	1/0	-	2/0	2/0	2/0	2/0					
		-	4/0	-	1	-	-	1/0	1/0	1/0	1/0					
WRD289	4	-	-	-	-	-	1/0	2/0	2/0	-	-	1 13/16	D	5	2	
		-	-	4/0	2	2	2	1	1	2	2					2
		-	3/0	3/0	-	3	-	2	2	-	-					3
		2/0	2/0	-	4	4	4	-	-	4	4					4
		1/0	-	-	6	6	6	-	-	6	6					6
WRD379	4	-	-	-	-	-	1/0	-	-	-	-	1 13/16	D	5	2	
		-	-	-	1	1	1	-	-	1	1					1
		-	-	4/0	2	2	2	266-18/1	266	2	2					2
		4/0	4/0	-	3	3	3	-	-	-	-					-
		3/0	-	-	4	4	4	-	-	-	-					-
WRD399	4	-	-	-	-	-	3/0	266-18/1	266	-	-	2 3/16	D	6	2	
		4/0	4/0	-	2/0	2/0	2/0	-	250	-	3/0					3/0
		3/0	3/0	-	1/0	1/0	-	4/0	4/0	2/0	2/0					2/0
		-	-	-	1	-	-	3/0	-	1/0	1/0					1/0
WRD419	4	-	-	-	-	-	-	266-18/1	266-18/1	266-18/1	266	2 7/16	D	7	3	
		4/0	4/0	-	4/0	4/0	-	-	250	-	250					250
		3/0	3/0	-	3/0	3/0	-	4/0	4/0	4/0	4/0					4/0
WRD9	3	-	-	1	-	8	8	-	-	-	-	13/16	5/8BG	3	-	
		3	2	2	-	10	10	-	-	-	-					
		4	3	3	-	12	12	-	-	-	-					
		6	4	4	-	14	14	-	-	-	-					
WRD139	1	-	2/0	-	-	-	-	-	-	-	-	1 1/2	0	4	2	
		1/0	1/0	-	-	-	-	-	-	-	-					-
		1	1	1	-	-	6 (TAP A)	-	-	-	-					-
		2	2	2	-	8 (TAP A)	8 (TAP A)	-	-	-	-					-
		3	3	-	-	10 (TAP A)	10 (TAP A)	-	-	-	-					-



SUGGESTED CRIMP TOOLS
 MECHANICAL: OD58, OD59, OD581
 HYDRAULIC: NSI-12, N1240

UL SPECIFICATIONS : N/A

COMPLIES WITH ANSI C119.4 SPECIFICATIONS

TO ORDER NSI PRODUCTS CALL
 CUSTOMER SERVICE DEPT
 @800-321-5847

FOR NAME OF LOCAL SALES AGENT
 techteam@nsiindustries.com

FOR PRODUCT INFO: www.nsiindustires.com

FEATURES:

- FOR COMBINATIONS OF ALUMINUM AND ALUMINUM-COPPER CONDUCTORS.
- STANDARD COMPRESSION TOOLS AND DIES INSTALL ALL SIZES.
- FORMABLE RIBS PROVIDED BROADER CONTACT AREA.
- FOLD-IN TABS PROVIDED POSITIVE TAB INTERLOCK AS TOOL CLOSES.
- MADE FROM HIGH STRENGTH ALUMINUM ALLOY.
- ALL CONNECTORS ARE REVERSIBLE.
- VOLTAGE: 600V.



PROGRAM:	SOLIDWORKS
UPDATED:	11/2023
SALES REV:	A
SIZE:	B (11x17)

Dual Rated-Wide Range Tap Connectors WRD-Series

CAT.NO	FIGURE	CONDUCTOR RANGE										INSTALLATION INFO					
		STANDARD CONDUCTOR						COMPACT CONDUCTOR				CONN.LENGTH (L)	DIE	# OF CRIMPS			
		A GROOVE (MAIN)			B GROOVE (TAP)			A GROOVE (MAIN)		B GROOVE (TAP)				MECHANICAL TOOL	HYDRAULIC TOOL		
ACSR	STR	SOL	ACSR	STR	SOL	ACSR	STR	ACSR	STR	ACSR	STR						
WRD 179	2	1/0	1/0	-	-	-	2	-	2/0	-	2	-	2	1 3/4	0	5	2
		1	1	1	-	3	3	1/0	1/0	-	3	-	3				
		2	2	-	4	4	4	1	1	4	4	-	4				
		3	-	-	6	6	6	2	2	6	6	-	6				
WRD199	4	1/0	1/0	-	-	1	1	-	2/0	1	1	-	1	1 3/4	0	5	2
		1	1	1	2	2	2	1/0	1/0	2	2	-	2				
		2	2	-	3	3	-	1	1	3	-	-	-				
		3	-	-	4	4	-	2	2	4	-	-	-				
WRD219	2	1/0	1/0	-	1/0	1/0	-	-	2/0	-	2/0	-	2/0	1 7/8	D	5	2
		1	1	-	1	1	-	1/0	1/0	1/0	1/0	-	1/0				
		-	-	-	2	-	-	-	-	-	-	-	-				
WRD259	4	-	2/0	-	-	2/0	-	-	2/0	2/0	2/0	2/0	2/0	1 7/8	D	5	2
		1/0	1/0	-	1/0	1/0	-	1/0	1/0	1/0	1/0	1/0	1/0				
		1	-	-	1	-	-	-	-	-	-	-	-				
WRD299	4	-	3/0	-	-	-	2	3/0	3/0	-	2	-	2	1 1/2	D	4	2
		2/0	2/0	-	-	3	3	2/0	-	-	3	-	3				
		1/0	-	-	4	4	4	-	-	4	4	-	4				
		-	-	-	6	6	6	-	-	6	6	-	6				
WRD359	4	-	-	-	-	-	2	-	-	-	-	-	-	1 7/8	D	4	2
		4/0	4/0	-	4	3	3	266	266	1/0	1/0	-	1/0				
		3/0	3/0	-	6	4	4	-	250	1	1	-	1				
		-	-	-	-	6	6	4/0	4/0	2	2	-	2				
WRD369	4	-	-	-	-	-	2	-	-	-	-	-	-	1 7/8	D	5	2
		4/0	4/0	-	1/0	1/0	1/0	266	266	1/0	1/0	-	1/0				
		3/0	3/0	-	1	1	1	-	250	1	1	-	1				
		2/0	-	-	2	2	2	4/0	4/0	2	2	-	2				
WRD389	4	-	-	-	-	-	-	266	266	-	-	-	-	2 3/16	D	6	2
		4/0	-	-	-	2/0	-	-	250	3/0	3/0	-	3/0				
		3/0	4/0	-	2/0	1/0	-	4/0	4/0	2/0	2/0	-	2/0				
		-	3/0	-	1/0	-	-	3/0	-	-	-	-	-				
WRD149	4	-	-	2	-	-	2	-	2	-	2	-	2	1 1/2	0	5	2
		-	3	3	-	3	3	-	3	3	3	-	3				
		4	4	4	4	4	4	4	4	4	4	4	4				
		6	6	6	6	6	6	6	6	6	6	6	6				

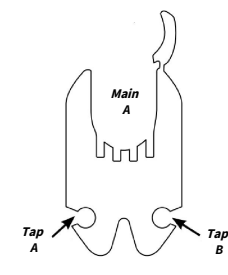


FIGURE 1

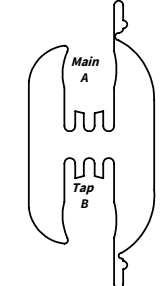


FIGURE 2

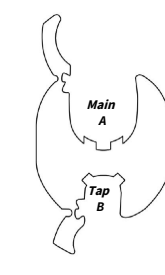


FIGURE 3

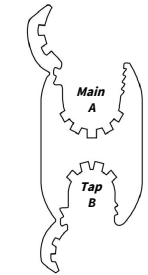



FIGURE 4



SUGGESTED CRIMP TOOLS
 MECHANICAL: OD58, OD59, OD581
 HYDRAULIC: NSI-12, N1240

UL SPECIFICATIONS : N/A

COMPLIES WITH ANSI C119.4 SPECIFICATIONS

TO ORDER NSI PRODUCTS CALL
 CUSTOMER SERVICE DEPT
 @800-321-5847

FOR NAME OF LOCAL SALES AGENT
 techteam@nsiindustries.com

FOR PRODUCT INFO: www.nsiindustires.com