

# EASY-TWIST<sup>®</sup> WIRE CONNECTORS

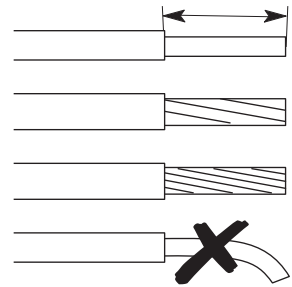
## PUSH-IN WIRE CONNECTOR INSTRUCTIONS



1

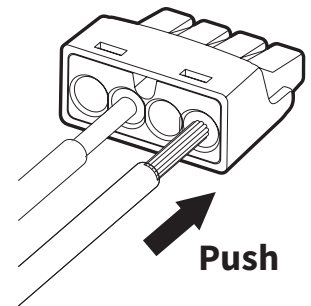
For PIWC-2, PIWC-3 and  
PIWC-4: Strip  $3/8-1/2''$   
(9.5-13mm) down each wire

For PIWC-5, PIWC-6 and  
PIWC-8: Strip 0.43''  
(11mm) down each wire



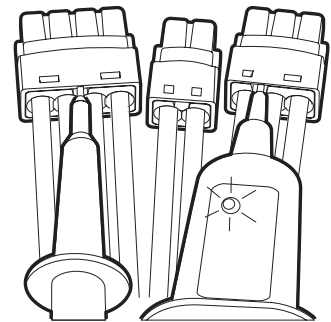
2

Insert stripped conductors  
fully into the connector



3

Test through the slot with  
a voltage tester



4

Remove a wire by  
twisting it alternately left  
and right while pulling on  
the connector

